
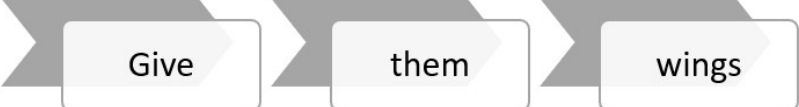
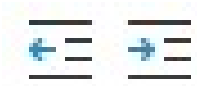




1.3	<p><b><u>Styles</u></b></p> <p>Paragraph 'After' spacing of Heading 2 style = 6 pt ✓  <i>[ To confirm, hover mouse over Heading 2 style in Styles box ]</i></p> <p>Changed TWO instances of Heading 3 style to Subtitle style ✓  <i>[ Advantages / Disadvantages and limitations – both on pg. 4 ]</i></p>	2							
1.4	<p><b><u>First paragraph and image under 'Compatibility issues'</u></b></p> <p>Text wrapping = 'Tight' or 'Through' ✓  <i>[ Can mark visually – all text around image must be visible ]</i></p> <p>is a document and emails it as an attachment to Person Y. A little while later, Person X says that there is something wrong with it. The cause of this kind of issue. At a computing level, we want to be able to connect our computers to other computers, even different versions of the same software. The reason for compatibility issues is that different companies – or even different versions of the same company. The reason for compatibility issues is that different companies have a different way of encoding the data in their software. When so</p> 	1							
1.5	<p><b><u>Text in blue under 'The road ahead'</u></b></p> <p>Formatted in 3 columns ✓  with line between ✓</p> <p>Bulleted list ✓  Bullet character = Wingdings character code 56 ✓</p> <table border="0" data-bbox="341 1134 1161 1207"> <tr> <td>• Tutoring</td> <td>• Software</td> <td>• Video</td> </tr> <tr> <td>• Hardware</td> <td>• Network</td> <td>• Programming</td> </tr> </table>	• Tutoring	• Software	• Video	• Hardware	• Network	• Programming	4	
• Tutoring	• Software	• Video							
• Hardware	• Network	• Programming							
1.6	<p><b><u>SmartArt diagram under 'The road ahead'</u></b></p> <p>Added shape ✓  <i>[ Text of added shape should be 'them', but accept any ]</i></p> <p>between 'Give' and 'wings' ✓</p> 	2							
1.7	<p><b><u>Text in red under 'Important issues'</u></b></p> <p>Number style correct for Level 1 (1, 2, 3, ...) ✓  Number format correct for Level 1 (replaced square bracket with full stop) ✓  Last item (Charts) moved to Level 2 ✓</p>	3							

	<p>[ Check that <u>Multilevel list</u> used: click on item/s in list (except 1<sup>st</sup> item): click on Increase / Decrease Indent – level/s of item/s must adjust <u>automatically</u> ]</p>  <div style="border: 1px solid black; padding: 5px; margin-top: 10px;"> <ol style="list-style-type: none"> <li>1. Task Team             <ol style="list-style-type: none"> <li>1.1 Membership</li> <li>1.2 Skills                 <ol style="list-style-type: none"> <li>A. Technical</li> <li>B. Administrative</li> </ol> </li> </ol> </li> <li>2. Finances</li> <li>3. Survey Results             <ol style="list-style-type: none"> <li>3.1 Data</li> <li>3.2 Charts</li> </ol> </li> </ol> </div>		
1.8	<p><b><u>Find and Replace</u></b>          Replaced all 15 instances of ‘pupils’ with ‘LEARNERS’ ✓          [ Award mark if uppercase OR lowercase ]          All 15 <u>uppercase</u> ‘LEARNERS’ ✓          [ Press Ctrl+F → type in ‘learners’ → check in Navigation panel ]</p>	2	
	<b>TOTAL</b>	<b>20</b>	

**Question 2 (Database) – Total: 30**

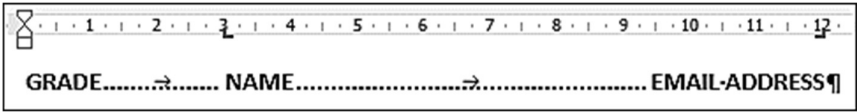
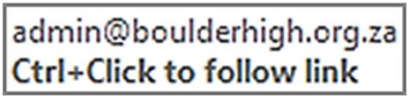

**General guideline:**

- F4 is a handy shortcut to open the Property Sheet for any object.

Item / Criteria	Max		
<b>2Admin</b>			
2.1.1 – 2.1.6	<p><b><u>Table: Evaluation (Design View – field properties, etc.)</u></b>            Learner: Required = Yes ✓            Area: Added item ‘Office’ to Combo Box ✓            Order of items in Combo Box as shown ✓            [ Accept either solution below – in case learner did NOT add item ‘Office’ ]</p> <div style="display: flex; justify-content: space-around; align-items: center;"> <div style="border: 1px solid black; padding: 5px; text-align: center;">             SysTech Networks Office Website Integration           </div> <div style="border: 1px solid black; padding: 5px; text-align: center;">             SysTech Networks Website Integration           </div> </div> <p>Score: Validation rule: Between ✓ 1 ✓ And 5 ✓</p>	<b>14</b>	





Item / Criteria		Max	
	<ul style="list-style-type: none"> <li>A. Communication               <ul style="list-style-type: none"> <li>a. External</li> <li>b. Internal</li> </ul> </li> <li>B. Finances               <ul style="list-style-type: none"> <li>a. Fundraising</li> <li>b. Donations</li> </ul> </li> <li>C. Logistics</li> </ul>		
3.1.3	<p><b><u>Text in blue: pg. 1</u></b></p> <p>Leader (any) added to tab at 3 cm ✓</p> <p>Tab key pressed – ‘EMAIL ADDRESS’ moved to tab at 12 cm ✓</p> 	2	
3.1.4	<p><b><u>WordArt ‘Questionnaire’: pg. 2</u></b></p> <p>Transform effect removed (‘No Transform’) ✓</p> <h1>Questionnaire</h1>	1	
3.1.5	<p><b><u>Underlined email address: pg. 2</u></b></p> <p>ScreenTip text = admin@boulderhigh.org.za ✓</p> <p>[ Can copy/paste ]</p> 	1	
3.1.6	<p><b><u>Form fields: pg. 2</u></b></p> <p>Cell number: Default text removed ✓</p> <p>Help with transport: Check box size = Auto ✓</p> <p>Preferred means of contact: Removed item ‘Other’ ✓</p> 	3	
<b>TOTAL</b>		<b>10</b>	